

JJ Wohlfert's Rosettes

Stock
Standard
& Custom
Corner Blocks

Rosette Corner Blocks



Standard Rosette Corner Blocks

Spil

Sta



RPL-P



K 3.5

Sq 3.5

O360

RPL-BB

K 2.5

Sq 2.5

Add Distinction with Rosettes

Historically Rosette corner blocks were predominantly Victorian, but many decors have adopted the simple and decorative wood rosette.

Rosettes can complement and add style to any decor.

We now offer blocks specially made for Arts & Crafts homes and for Custom homes. Among the styles that now use rosettes as decorative accents are French country, cottage, and American country.

J.J. Wohlfert's regularly customizes the sizing on our existing designs to complement a range of trim sizes. We replicate historic millwork and often create custom designs.

Let us help you with your next job.

Stock Rosette Corner Blocks

Ros-B Ros-P Ros-H Ros-C Ros-l



AA

G



X

R

A



E

L

T



U

F

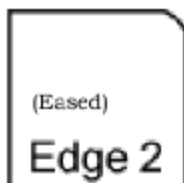
N

∅ 1/8"
⇒ 5/16"



Edge 1

∅ 1/8"
⇒ 1/8"



(Eased)

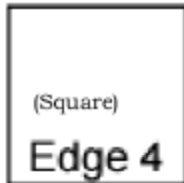
Edge 2

∅ 1/4"
⇒ 5/16"



Edge 3

∅ 0"
⇒ 0"



(Square)

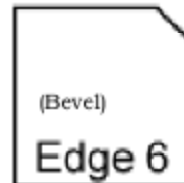
Edge 4

∅ 1/8"
⇒ 1/4"



Edge 5

∅ 3/16"
⇒ 3/16"



(Bevel)

Edge 6

Standard Rosettes will have a setup fee, Stock Rosettes do not.

JJW Standard SKU #	Edge	Thickness	Width/Height	Bulls-eye Size	Description
Ros-A	E4	7/8	5	3"	Clock
Ros-AA	E4	1 1/8	5 3/8	3 5/8"	Large Clock
Ros-E	E4	1 1/8	4 1/4	3 5/16"	Double Moad
Ros-F	E4	1	5	3 9/16"	Splash
Ros-G	E4	7/8	5 3/4	3 13/16"	Single Bead Large
Ros-I	E4	7/8	3 1/2	2 9/16"	Single Bead Regular
Ros-k-2.25*	E4	5/8	2 1/2	1 7/8"	Daisy Small
Ros-K-3.5*	E4	7/8	3 1/2	2 5/8"	Daisy Regular
Ros-L	E4	1 1/8	4 1/4	2 7/8"	Castle & Moad
Ros-N**	E4	1 1/8	5 1/2	4"	Double Bead w/Moad
Ros-O-360*	E4	7/8	3 3/4	To fit	Circle
Ros-pl-BB*	E4	7/8	4	Overall	Box Frame
Ros-pl-O**†	E4	7/8	4 1/2	Overall	Willow
Ros-pl-P**	E4	7/8	5 3/4	Overall	Czech
Ros-R	E4	7/8	4 1/4	2 15/16"	Ripple
Ros-sq-2.25*	E4	5/8	2 1/2	To fit	Square Groove Small
Ros-SQ-3.5*	E4	7/8	3 1/2	To fit	Square Groove Regular
Ros-T	E4	7/8	3 3/4	2 1/2"	Tire Swing
Ros-U	E4	1 1/8	5	3 3/4"	Classical
Ros-X	E5	7/8	4	None	Plain Face
Ros-Z**†	E4	7/8	3 3/4	Overall	Victorian Block
JJW STOCK SKU #	Edge	Thickness	Width/Height	Bulls-eye Size	Description
Ros-B	E1	7/8	2 1/2	1 9/16"	Single Bead Small
Ros-C	E3+	1 1/8	3	2 1/8"	Double Bead Regular
Ros-H (H&P same knf)	E3+	1 1/8	2 1/2	1 13/16"	Double Bead Small
Ros-I	E5	7/8	3 1/2	2 9/16"	Single Bead Regular
Ros-P (I&P same knf)	E1	7/8	2 1/2	1 13/16"	Double Bead Small

"Stock" means pre-made as described ** CNC Designs ** High difficulty
"Standard" means made to order from existing designs
 † Ask about Right & Left with this Design, + Edge E3 needs oversized blocks to fit
 Ask us to quote any modification to "Stock" designs including wood type, sizes or edge



Custom Replication

The custom rosettes and plinths pictured above were a special request for a home that was being restored to its original state. The set on the left are the original blocks and on the right are the replicas.

The replicas are of red oak. The homeowner later stained and finished them to match. If you look very close you will see that the home owner chose our standard bulls-eye style #Ros-G rather than a custom bulls-eye.

JJWohlfert's can create the custom match you need to complete your renovation project. Contact us for a quote by filling out the quote request sheet and ask us to help you with your rosettes, plinths, and mouldings.

JJWohlfert's Happy Clients

Excellent product, great service, super price and as a result, a happy client. --B.M.

The trim was a perfect match and very easy to work with. --C.T.

Thank you so much for the rosettes. Your Quality of wood is excellent. --C.K.

I recommend only those places that I believe deserve the recommendation. You folks are one of those places. --J.R.

Wood Types, Designs & Sizes

The Face Design, as either a bulls-eye or a cut pattern, may be chosen for rosettes in any wood type. Sizes may be customized within the range of the design size. Different edges can also be chosen when the edge size is taken into account. Please include the thickness and width of casing if at all possible.

Woods Offered Stock: Oak, Poplar, Pine.

Maple, Cherry, Ash, Hickory, Mahogany & Walnut; yet others by request.